

Be a Curator

Design your own art gallery exhibition. Decide what it will be about and choose the paintings to put on display. How will they be displayed on the walls? Make your own a 3-D model to help you decide.

You will need:

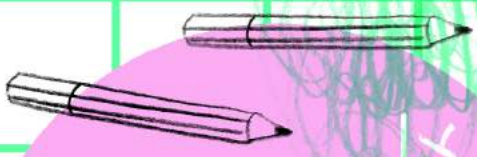
- white card
- colouring pens or pencils
- scissors
- glue



inside the gallery




3-D model





artuk.org

You will need:

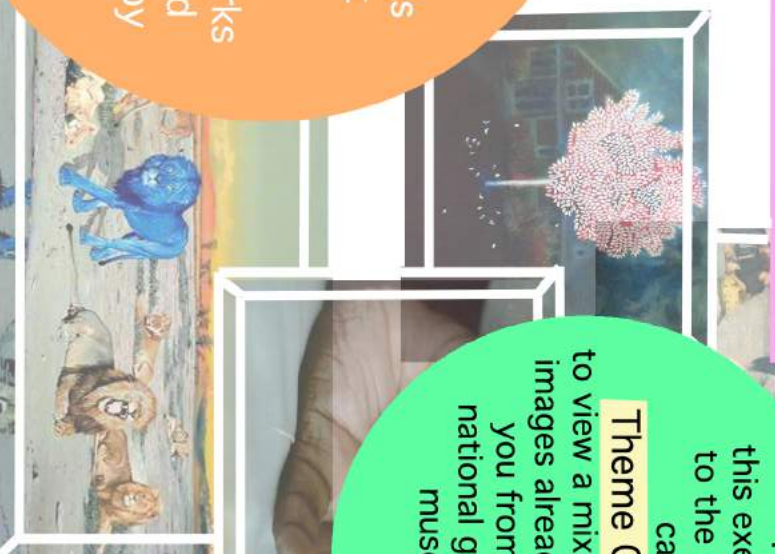

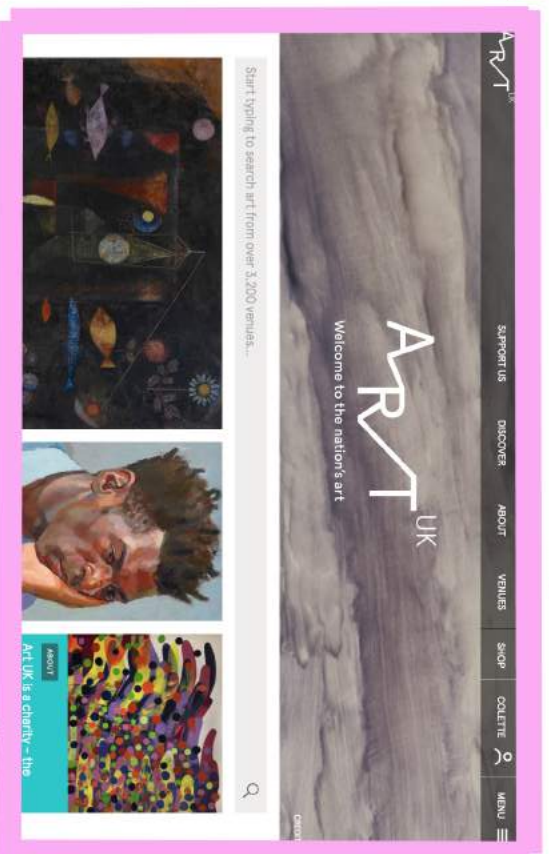


Log on to artuk.org and follow the link to [Curations](#).
Curations are groups of artworks selected, arranged, and published by anybody who wants to share. These include exhibitions made by gallery curators.
You can browse featured Curations, or create and publish your own.
Visit the ART UK help page for more tips on how to use.


For this exercise go to the curation called **Theme Generator** to view a mixed selection of images already created for you from local and national galleries and museums.

ART UK features thousands of artworks, so you might wonder where to start!
You can search for artworks by the artists who created them, or explore the art by themes or topics.

ART UK




Print
onto
A4 card



**theme
generator**

*You will
need:*



1. Cut out the arrow and spin circle
2. Pierce a split pin through the centre of the arrow and the centre of the green spin circle, use the white dots as guides
3. Spin the arrow to decide a theme for your exhibition

Assemble your 3-D gallery



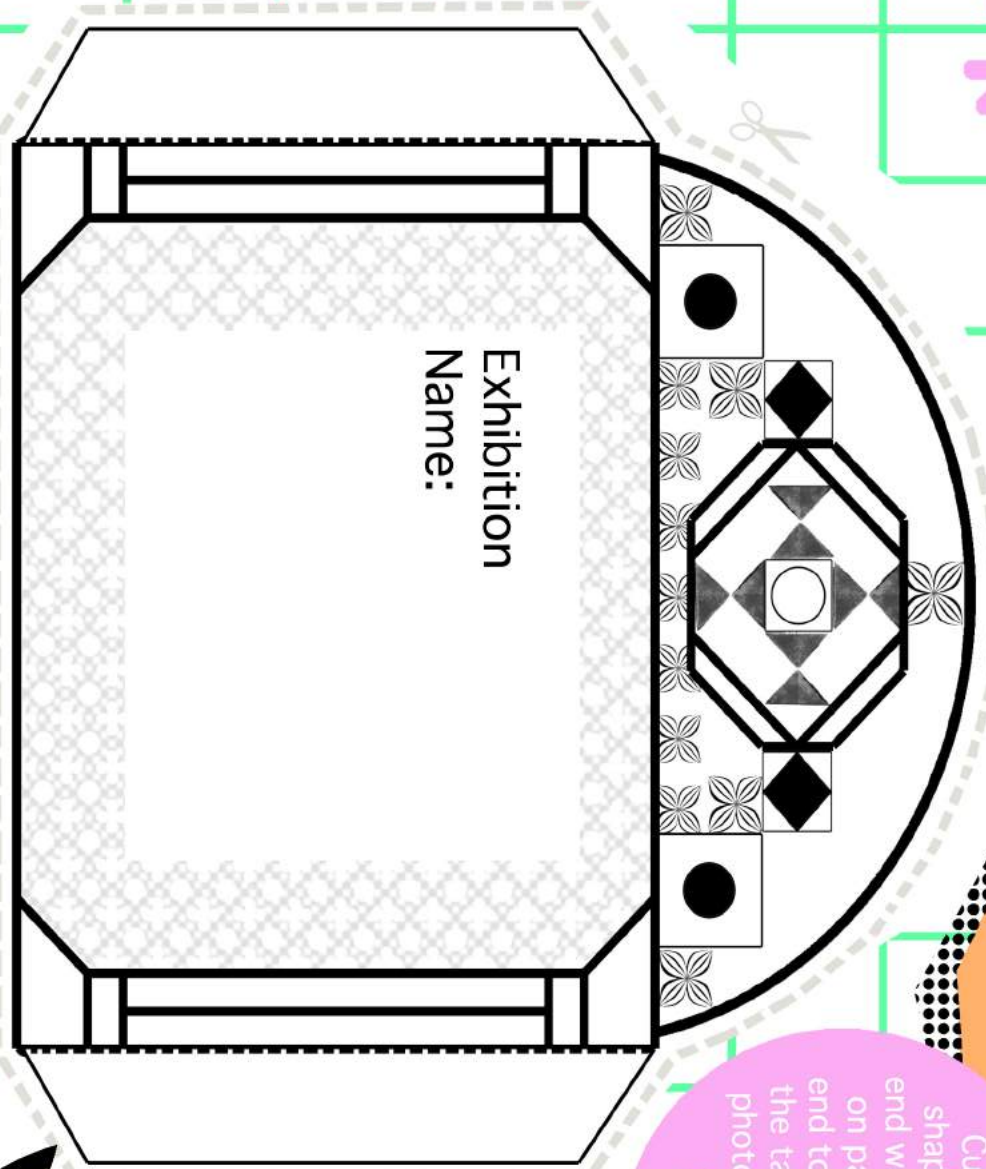
Cut out gallery shapes. This is the end wall, the sides are on page 5. Glue the end to the sides using the tabs. Look at the photo on page 1 for guidance.

Be a Curator

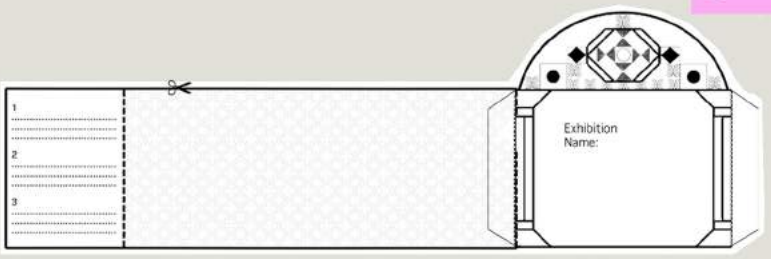




print onto A4 card

cut
fold




You will need:
scissors, glue, colouring pens
or pencils








* print onto A4 card



Here are some frame and shape ideas to help get you started, but you can create your own too.



a and b are two images that should be together

Next create an exhibition based on the theme you have chosen. Choose images from the curation selection on ART UK.


Fill your gallery model walls with artworks. Draw six frames on your walls and draw the images you have chosen inside them. Colour if you prefer.

What frames will you use? Why? Pick a frame to suit the picture you want to display.

Colour the gallery walls to suit your exhibition theme.

Exhibition Name: **NATURE AND US** ☆ 2021

- 1 Child with Pages
John. Dawton 1932
- 2 Whispit Dorset
John. Rowen 2008
- 3 Untitled 1956
Jan M. Kazanie Smith
- 4 Dog with a Bird in the Mouth
G. Soff. Sashchukin
Britton Riviere 1982
Peter. Blythe Gunn
- 5 Hallbank gate
Wilfred. Nicolson
- 6 Untitled 1956
Jan M. Kazanie Smith



What will
yours
look like?